



### Statements of Financial Condition (\$000s)

April 2021 (unaudited)

| ASSETS                    | April 2021          | April 2020          |
|---------------------------|---------------------|---------------------|
| Cash and cash equivalents | \$ 131,627          | \$ 136,054          |
| Loans to members, net     | 914,375             | 765,462             |
| Investments               | 286,837             | 189,287             |
| Fixed assets              | 26,925              | 26,154              |
| Other assets              | 34,836              | 33,120              |
| <b>Total Assets</b>       | <b>\$ 1,394,600</b> | <b>\$ 1,150,076</b> |

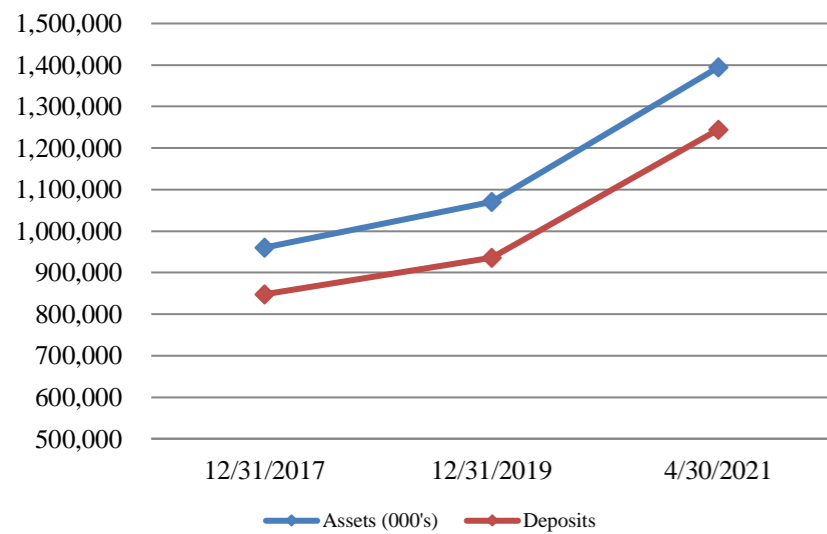
| LIABILITIES AND MEMBERS' EQUITY              | April 2021          | April 2020          |
|--|---------------------|---------------------|
| Liabilities                                  |                     |                     |
| Member shares                                | \$ 1,244,636        | \$ 1,013,195        |
| Accrued expenses and other liabilities       | 12,621              | 10,447              |
| <b>Total Liabilities</b>                     | <b>1,257,258</b>    | <b>1,023,643</b>    |
| Members' Equity                              |                     |                     |
| Regular reserves & undivided earnings        | 137,341             | 126,434             |
| <b>Total Members' Equity</b>                 | <b>137,341</b>      | <b>126,434</b>      |
| <b>Total Liabilities and Members' Equity</b> | <b>\$ 1,394,600</b> | <b>\$ 1,150,076</b> |

### Statements of Income (YTD)

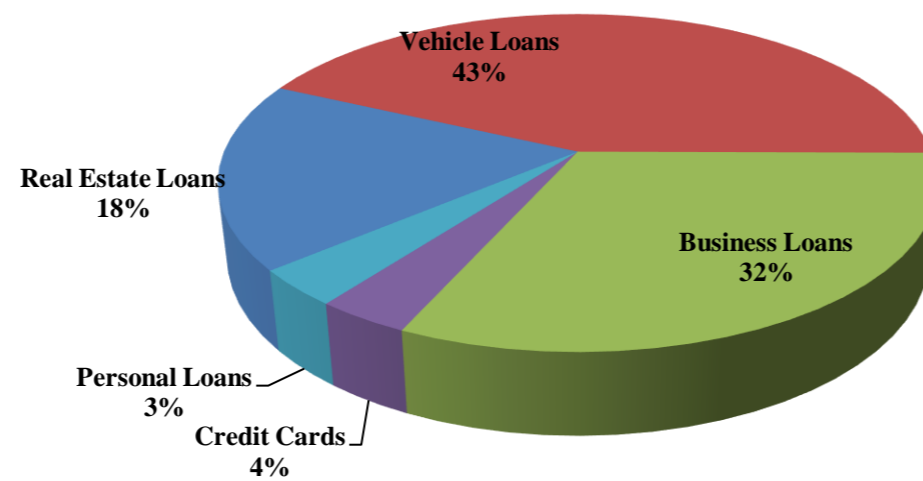
April 2021 (unaudited)

|  | April 2021          | April 2020        |
|--|---------------------|-------------------|
| Interest on loans to members                 | \$ 13,235,263       | \$ 12,235,249     |
| Interest on investments and cash equivalents | 1,318,125           | 1,596,056         |
| <b>Total Interest Income</b>                 | <b>14,553,387</b>   | <b>13,831,305</b> |
| Dividends on members' shares                 | (2,441,777)         | (2,901,129)       |
| Interest on borrowed funds                   | -                   | -                 |
| <b>Net Interest Income</b>                   | <b>12,111,611</b>   | <b>10,930,176</b> |
| Provision for Loan Losses                    | (635,000)           | (1,375,000)       |
| <b>Net Interest Income After Provision</b>   | <b>11,476,611</b>   | <b>9,555,176</b>  |
| Fees and other income                        | 6,897,743           | 3,851,070         |
| Compensation and other operating expense     | (13,018,280)        | (12,838,796)      |
| <b>Net Operating Income</b>                  | <b>\$ 5,356,075</b> | <b>\$ 567,450</b> |

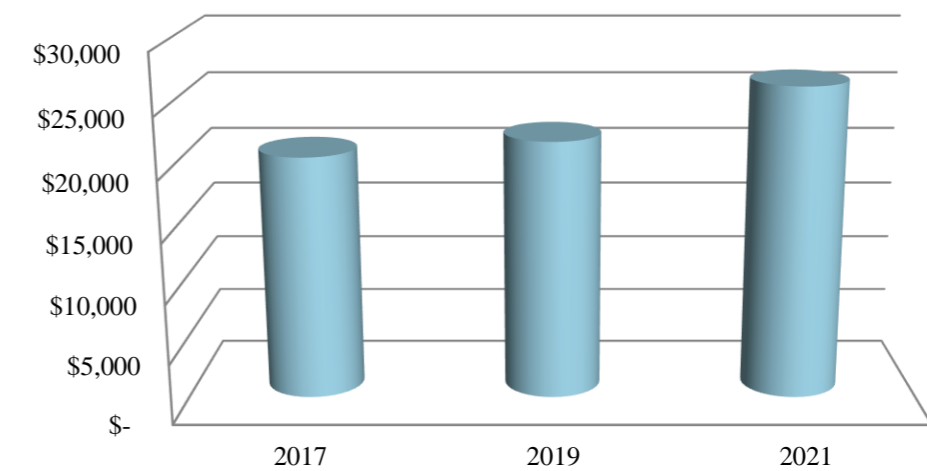
### Deposit and Asset Growth



### Gross Loans



### Average Member Relationship (Loans & Shares)



Federally insured by NCUA