



Statements of Financial Condition (\$000s)

April 2022 (unaudited)

ASSETS	April 2022	April 2021
Cash and cash equivalents	\$ 162,771	\$ 131,627
Loans to members, net	890,622	914,375
Investments	364,304	286,837
Fixed assets	29,140	26,925
Other assets	50,720	34,835
Total Assets	\$ 1,497,559	\$ 1,394,599

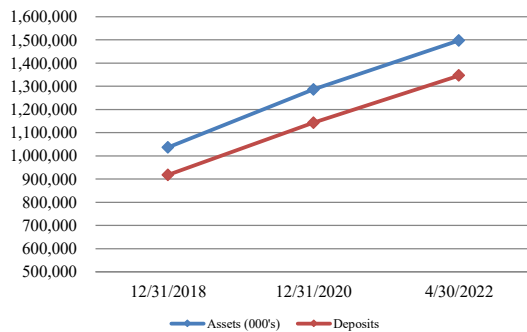
LIABILITIES AND MEMBERS' EQUITY	April 2022	April 2021
Liabilities		
Member shares	\$ 1,346,882	\$ 1,244,636
Accrued expenses and other liabilities	22,557	12,621
Total Liabilities	1,369,439	1,257,258
Members' Equity		
Regular reserves & undivided earnings	128,119	137,341
Total Members' Equity	128,119	137,341
Total Liabilities and Members' Equity	\$ 1,497,558	\$ 1,394,599

Statements of Income (YTD)

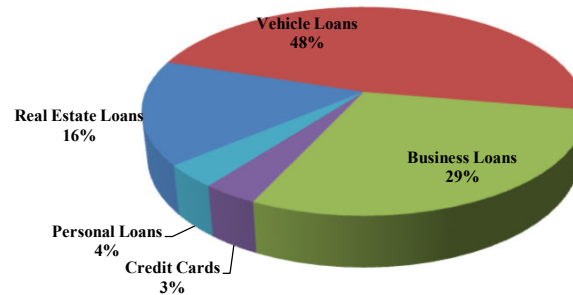
April 2022 (unaudited)

	April 2022	April 2021
Interest on loans to members	\$ 11,636,216	\$ 13,235,261
Interest on investments and cash equivalents	1,912,727	1,318,125
Total Interest Income	13,548,943	14,553,386
Dividends on members' shares	(2,171,548)	(2,441,776)
Interest on borrowed funds	(100,125)	-
Net Interest Income	11,277,269	12,111,610
Provision for Loan Losses	(390,000)	(635,000)
Net Interest Income After Provision	10,887,269	11,476,610
Fees and other income	6,470,730	6,897,746
Compensation and other operating expense	(14,460,613)	(13,018,278)
Net Operating Income	\$ 2,897,387	\$ 5,356,077

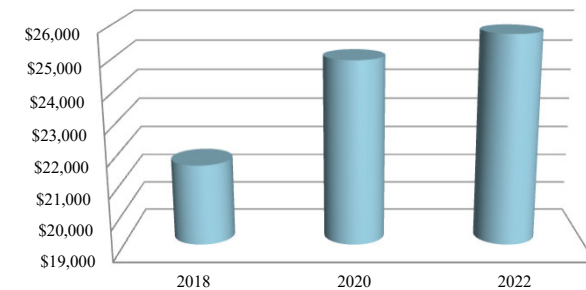
Deposit and Asset Growth



Gross Loans



Average Member Relationship (Loans & Shares)



Federally insured by NCUA