



Statements of Financial Condition (\$000s)

February 2019 (unaudited)

ASSETS	February 2019	February 2018
Cash and cash equivalents	\$ 100,234	\$ 26,531
Loans to members, net	748,892	733,537
Investments	154,306	166,972
Fixed assets	20,236	20,539
Other assets	29,603	22,228
Total Assets	\$ 1,053,271	\$ 969,808

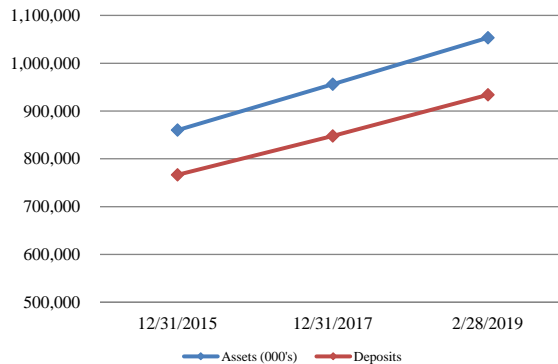
LIABILITIES AND MEMBERS' EQUITY	February 2019	February 2018
Liabilities		
Member shares	\$ 933,906	\$ 860,871
Accrued expenses and other liabilities	7,832	8,578
Total Liabilities	941,738	869,449
Members' Equity		
Regular reserves & undivided earnings	111,533	100,358
Total Members' Equity	111,533	100,358
Total Liabilities and Members' Equity	\$ 1,053,271	\$ 969,808

Statements of Income (YTD)

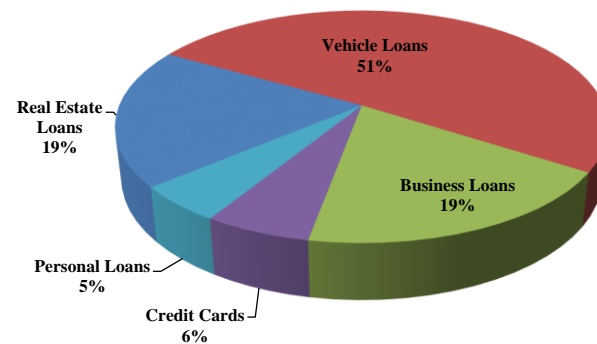
February 2019 (unaudited)

	February 2019	February 2018
Interest on loans to members	\$ 5,782,608	\$ 5,411,068
Interest on investments and cash equivalents	965,336	728,221
Total Interest Income	6,747,944	6,139,289
Dividends on members' shares	(1,085,031)	(917,348)
Interest on borrowed funds	-	(241,282)
Net Interest Income	5,662,913	4,980,659
Provision for Loan Losses	(766,000)	(900,000)
Net Interest Income After Provision	4,896,913	4,080,659
Fees and other income	2,352,349	1,774,180
Compensation and other operating expense	(5,360,424)	(4,836,969)
Net Operating Income	\$ 1,888,837	\$ 1,017,870

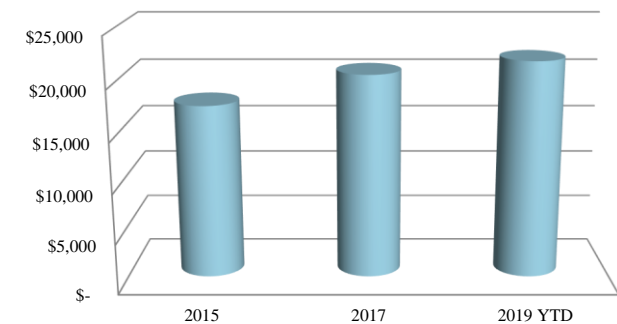
Deposit and Asset Growth



Gross Loans



Average Member Relationship (Loans & Shares)



Federally insured by NCUA