



Statements of Financial Condition (\$000s)

July 2020 (unaudited)

ASSETS	July 2020	July 2019
Cash and cash equivalents	\$ 72,882	\$ 92,429
Loans to members, net	806,889	749,431
Investments	258,822	144,508
Fixed assets	26,773	21,967
Other assets	34,625	30,252
Total Assets	\$ 1,199,992	\$ 1,038,586

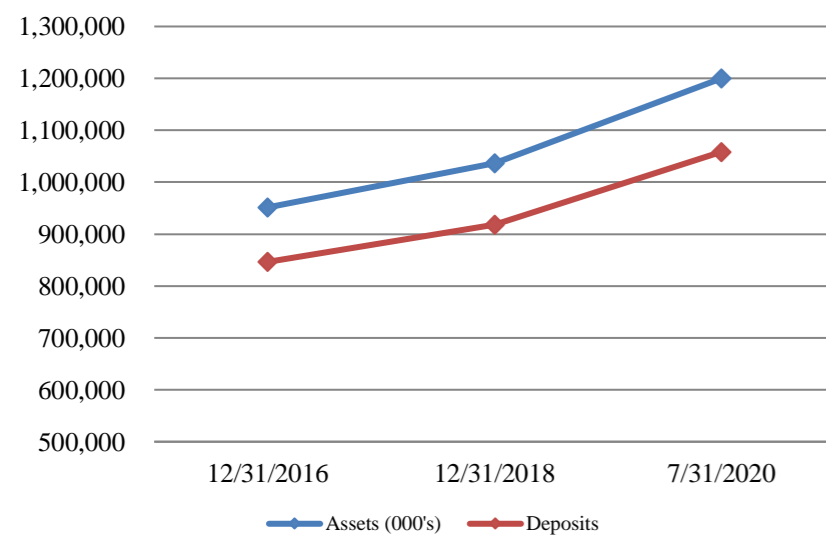
LIABILITIES AND MEMBERS' EQUITY	July 2020	July 2019
Liabilities		
Member shares	\$ 1,058,495	\$ 909,883
Accrued expenses and other liabilities	13,557	11,077
Total Liabilities	1,072,052	920,960
Members' Equity		
Regular reserves & undivided earnings	127,940	117,626
Total Members' Equity	127,940	117,626
Total Liabilities and Members' Equity	\$ 1,199,992	\$ 1,038,586

Statements of Income (YTD)

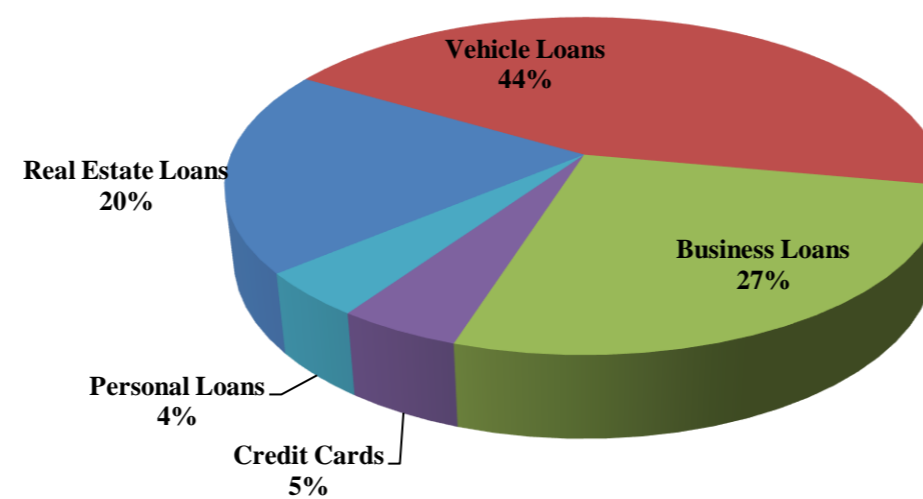
July 2020 (unaudited)

	July 2020	July 2019
Interest on loans to members	\$ 21,798,130	\$ 20,852,031
Interest on investments and cash equivalents	2,680,678	3,335,332
Total Interest Income	24,478,809	24,187,363
Dividends on members' shares	(5,058,057)	(4,046,825)
Interest on borrowed funds	-	-
Net Interest Income	19,420,752	20,140,538
Provision for Loan Losses	(2,910,000)	(2,341,000)
Net Interest Income After Provision	16,510,752	17,799,538
Fees and other income	6,656,779	8,146,317
Compensation and other operating expense	(21,858,920)	(19,830,332)
Net Operating Income	\$ 1,308,610	\$ 6,115,523

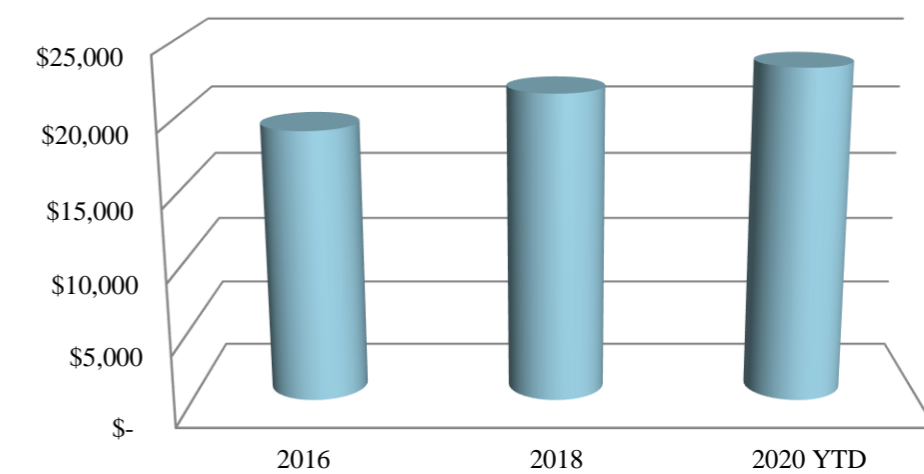
Deposit and Asset Growth



Gross Loans



Average Member Relationship (Loans & Shares)



Federally insured by NCUA