



Statements of Financial Condition (\$000s)

June 2022 (unaudited)

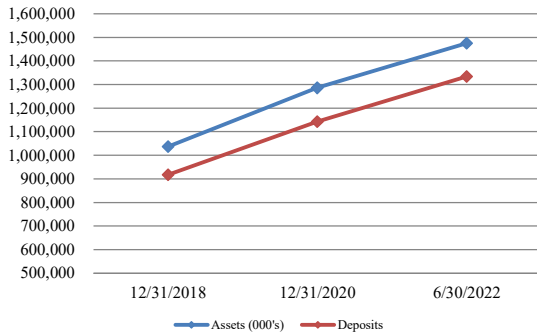
	June 2022	June 2021
ASSETS		
Cash and cash equivalents	\$ 78,874	\$ 86,916
Loans to members, net	940,064	931,294
Investments	366,236	294,786
Fixed assets	30,445	26,106
Other assets	60,131	35,130
Total Assets	\$ 1,475,751	\$ 1,374,232
LIABILITIES AND MEMBERS' EQUITY		
Liabilities		
Member shares	\$ 1,334,266	\$ 1,220,055
Accrued expenses and other liabilities	18,571	13,246
Total Liabilities	1,352,838	1,233,300
Members' Equity		
Regular reserves & undivided earnings	122,912	140,931
Total Members' Equity	122,912	140,931
Total Liabilities and Members' Equity	\$ 1,475,749	\$ 1,374,232

Statements of Income (YTD)

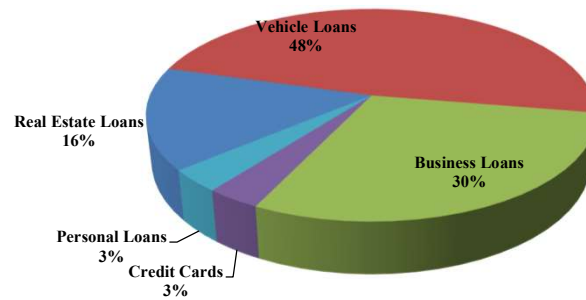
June 2022 (unaudited)

	June 2022	June 2021
Interest on loans to members	\$ 18,776,400	\$ 20,214,365
Interest on investments and cash equivalents	3,490,000	2,123,376
Total Interest Income	22,266,400	22,337,741
Dividends on members' shares	(3,271,404)	(3,646,303)
Interest on borrowed funds	(269,083)	(6,000)
Net Interest Income	18,725,913	18,685,439
Provision for Loan Losses	(698,000)	(870,000)
Net Interest Income After Provision	18,027,913	17,815,439
Fees and other income	8,859,640	10,777,587
Compensation and other operating expense	(22,312,184)	(19,607,174)
Net Operating Income	\$ 4,575,369	\$ 8,985,851

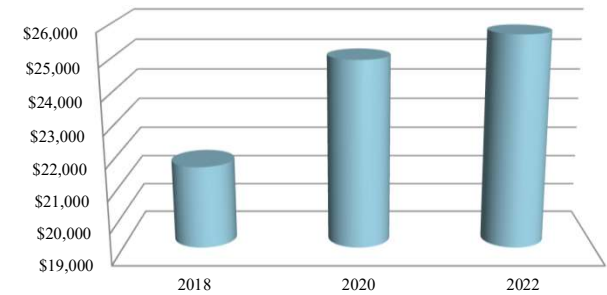
Deposit and Asset Growth



Gross Loans



Average Member Relationship (Loans & Shares)



Federally insured by NCUA