



Statements of Financial Condition (\$000s)

March 2019 (unaudited)

ASSETS	March 2019	March 2018
Cash and cash equivalents	\$ 117,423	\$ 42,470
Loans to members, net	755,644	740,725
Investments	152,802	162,268
Fixed assets	19,288	19,316
Other assets	29,610	22,293
Total Assets	\$ 1,074,767	\$ 987,075

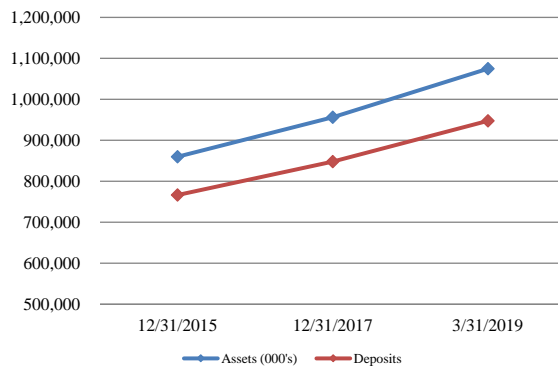
LIABILITIES AND MEMBERS' EQUITY	March 2019	March 2018
Liabilities		
Member shares	\$ 947,610	\$ 874,339
Accrued expenses and other liabilities	13,971	11,615
Total Liabilities	961,581	885,954
Members' Equity		
Regular reserves & undivided earnings	113,186	101,121
Total Members' Equity	113,186	101,121
Total Liabilities and Members' Equity	\$ 1,074,767	\$ 987,075

Statements of Income (YTD)

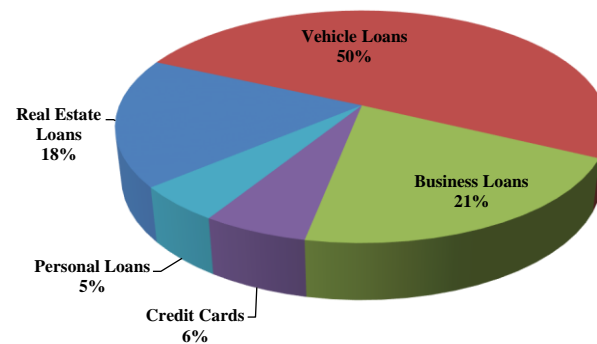
March 2019 (unaudited)

	March 2019	March 2018
Interest on loans to members	\$ 8,819,215	\$ 8,187,482
Interest on investments and cash equivalents	1,480,911	1,058,570
Total Interest Income	10,300,127	9,246,052
Dividends on members' shares	(1,669,024)	(1,395,907)
Interest on borrowed funds	-	(241,282)
Net Interest Income	8,631,103	7,608,863
Provision for Loan Losses	(766,000)	(1,250,000)
Net Interest Income After Provision	7,865,103	6,358,863
Fees and other income	3,608,075	2,806,550
Compensation and other operating expense	(8,281,504)	(7,359,882)
Net Operating Income	\$ 3,191,673	\$ 1,805,531

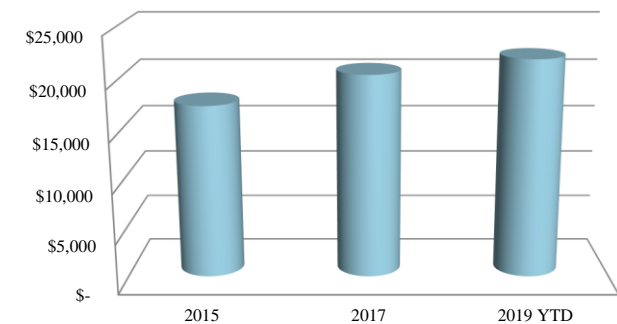
Deposit and Asset Growth



Gross Loans



Average Member Relationship (Loans & Shares)



Federally insured by NCUA