

## Statements of Financial Condition (\$000s)

August 2023 (unaudited)

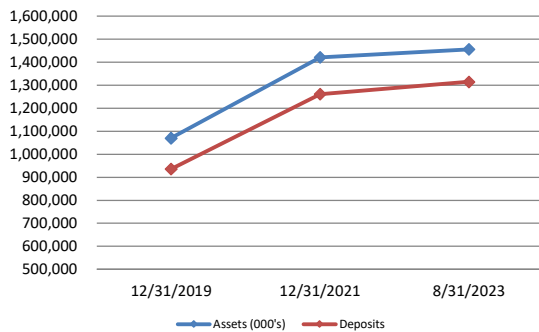
ASSETS	August 2023	August 2022
Cash and cash equivalents	\$ 42,013	\$ 51,423
Loans to members, net	1,020,729	979,135
Investments	293,969	363,575
Fixed assets	34,974	31,534
Other assets	64,700	58,137
<b>Total Assets</b>	<b>\$ 1,456,385</b>	<b>\$ 1,483,804</b>
<b>LIABILITIES AND MEMBERS' EQUITY</b>		
Liabilities		
Member shares	\$ 1,314,794	\$ 1,335,157
Accrued expenses and other liabilities	19,277	17,841
<b>Total Liabilities</b>	<b>1,334,071</b>	<b>1,352,998</b>
Members' Equity		
Regular reserves & undivided earnings	122,314	130,806
<b>Total Members' Equity</b>	<b>122,314</b>	<b>130,806</b>
<b>Total Liabilities and Members' Equity</b>	<b>\$ 1,456,385</b>	<b>\$ 1,483,804</b>

## Statements of Income (YTD)

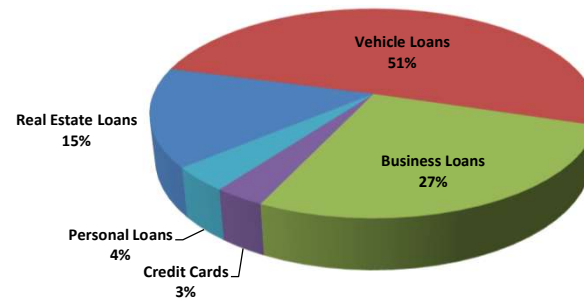
August 2023 (unaudited)

	August 2023	August 2022
Interest on loans to members	\$ 34,131,038	\$ 26,153,654
Interest on investments and cash equivalents	5,632,730	5,347,903
<b>Total Interest Income</b>	<b>39,763,768</b>	<b>31,501,557</b>
Dividends on members' shares	(8,834,781)	(4,374,995)
Interest on borrowed funds	(10,981)	(740,042)
<b>Net Interest Income</b>	<b>30,918,006</b>	<b>26,386,520</b>
Provision for Loan Losses	(2,197,262)	(1,213,000)
<b>Net Interest Income After Provision</b>	<b>28,720,744</b>	<b>25,173,520</b>
Fees and other income	10,335,332	11,404,001
Compensation and other operating expense	(35,269,846)	(30,018,467)
<b>Net Operating Income</b>	<b>\$ 3,786,230</b>	<b>\$ 6,559,054</b>

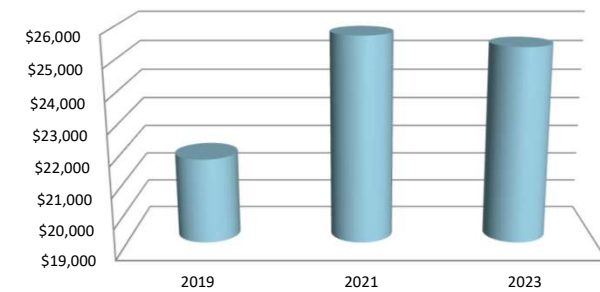
### Deposit and Asset Growth



### Gross Loans



### Average Member Relationship (Loans & Shares)



Federally insured by NCUA