

Statements of Financial Condition (\$000s)

October 2024 (unaudited)

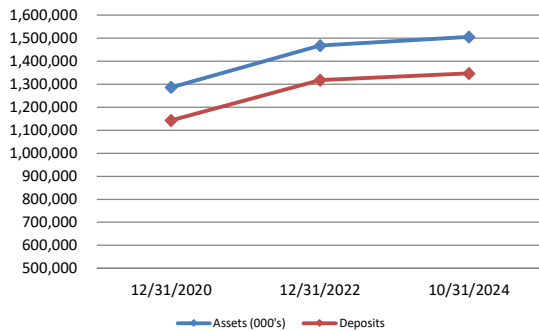
ASSETS	October 2024	October 2023
Cash and cash equivalents	\$ 58,782	\$ 37,873
Loans to members, net	1,070,228	1,018,470
Investments	267,432	285,656
Fixed assets	36,440	34,742
Other assets	72,815	57,493
Total Assets	\$ 1,505,697	\$ 1,434,234
LIABILITIES AND MEMBERS' EQUITY		
Liabilities		
Member shares	\$ 1,346,892	\$ 1,298,284
Accrued expenses and other liabilities	17,806	15,444
Total Liabilities	1,364,698	1,313,728
Members' Equity		
Regular reserves & undivided earnings	140,999	120,506
Total Members' Equity	140,999	120,506
Total Liabilities and Members' Equity	\$ 1,505,697	\$ 1,434,234

Statements of Income (YTD)

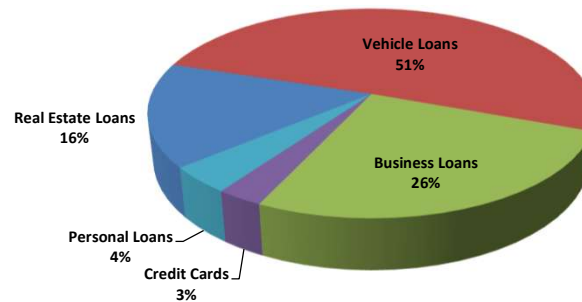
October 2024 (unaudited)

	October 2024	October 2023
Interest on loans to members	\$ 50,881,051	\$ 43,526,397
Interest on investments and cash equivalents	8,934,802	6,981,588
Total Interest Income	59,815,853	50,507,985
Dividends on members' shares	(17,696,399)	(11,487,523)
Interest on borrowed funds	(3)	(10,981)
Net Interest Income	42,119,451	39,009,481
Provision for Loan Losses	(7,294,022)	(2,577,613)
Net Interest Income After Provision	34,825,429	36,431,868
Fees and other income	21,086,407	12,669,905
Compensation and other operating expense	(52,183,556)	(44,598,556)
Net Operating Income	\$ 3,728,280	\$ 4,503,217

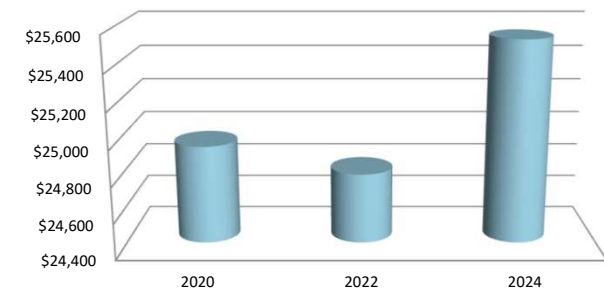
Deposit and Asset Growth



Gross Loans



Average Member Relationship (Loans & Shares)



Federally insured by NCUA